


# MOOCs & Teaching



## How to incorporate a MOOC into my teaching?

A MOOC (Massive Open Online Course) can be incorporated into various learning scenarios, e.g. as the online phase in a flipped classroom concept, to help participants reach a common level of knowledge at the beginning of a course or to deepen their understanding of certain topics.

Get inspired by the ideas on the back!



<https://imoox.at>

You can find many MOOCs for teaching purposes on **iMooX.at** – **free of charge** and as **OER** (Open Educational Resource). This means that you can use all content on iMooX.at for teaching and are often even allowed to edit it.



**Create an individual curriculum:** You are free to use only part of a MOOC in your teaching, or even combine parts from different MOOCs. Thanks to open licences, anything is possible.



**Combine platforms:** In all eight scenarios, you can also use a learning management system to provide participants with assignments, additional files or quizzes.



**Make purposeful use of virtual formats:** In all eight scenarios, the attendance phase can also be held as virtual attendance via video conferencing, e.g. if the participants are not in the same location.

If you have any questions about using MOOCs, contact us at [office@imoox.at](mailto:office@imoox.at)

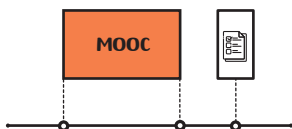
# Eight teaching and learning scenarios with MOOCs

**MOOC** Massive Open Online Course  **Attendance** virtual / on-site  **Test** Exam

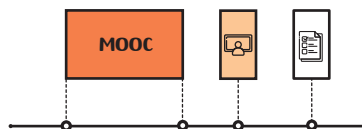


**self-organised study groups**

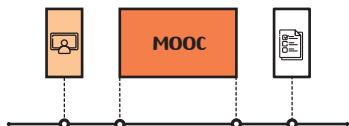
**Type 1: The Conventional MOOC**



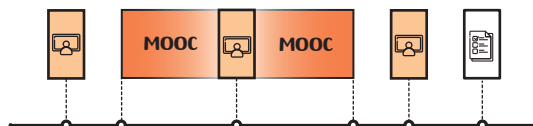
**Type 2: The Pre-MOOC**



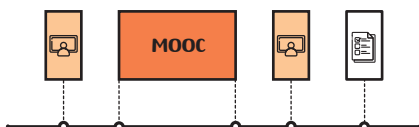
**Type 3: The Kick-off MOOC**



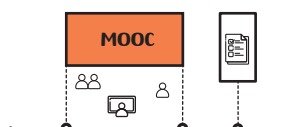
**Type 4: The Blended MOOC**



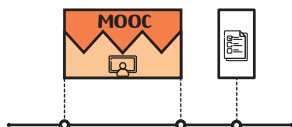
**Type 5: The In-Between MOOC**



**Type 6: The Inverse Blended MOOC**



**Type 7: The Flipped MOOC**



**Type 8: The Q&A MOOC**

